

Bottom Electrode **BES-680**
For conductive leakage monitoring



Safety Precautions

- Installation, initial start-up and maintenance may only be performed by trained personnel! All applicable European and national regulations regarding installation of electrical equipment must be adhered to.
- Connect the device to the ES1S or ES5000 Electrode Controller only.
- The device may only be operated under the conditions specified in the operating instructions!

Technical Data

Use for Intended Purpose:	Conductive leakage sensor, suitable for connection to the ES1S or ES5000 Electrode Controller
Housing Material:	PBT, fibre-glass reinforced
Sensing Electrodes:	Stainless steel 316L
Electrical Connection:	To terminals Electrode Controller (polarity is inconsequential)
Open Circuit monitoring:	integrated circuit monitoring resistor R= 680kOhm
Connection Cable:	PVC cable (LiYY, 2 ea. 0.38mm ²), length: 5m (standard)
Triggering Level:	Approx. 1mm
Ambient Temperature:	-20 to +60° C

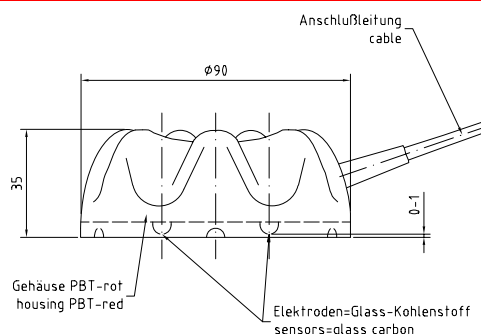
CE- Marks

In accordance with low-voltage directive (RL 2006/95/EC) and EMC directive (2004/108/EC)

Funktions Description:

The **BES** bottom electrode is used for leakage detection in catch basins and catch spaces. It functions as a conductive leakage sensor in combination with the **Electrode Controller**. When connected to the electrode control ES5000 the wire- break detection is enabled. Therefore a resistor with 680kOhm is integrated parallel to the sensor electrodes.

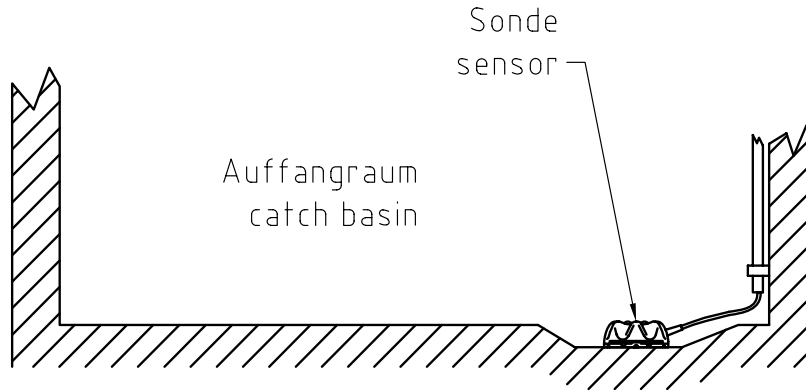
Dimensions:



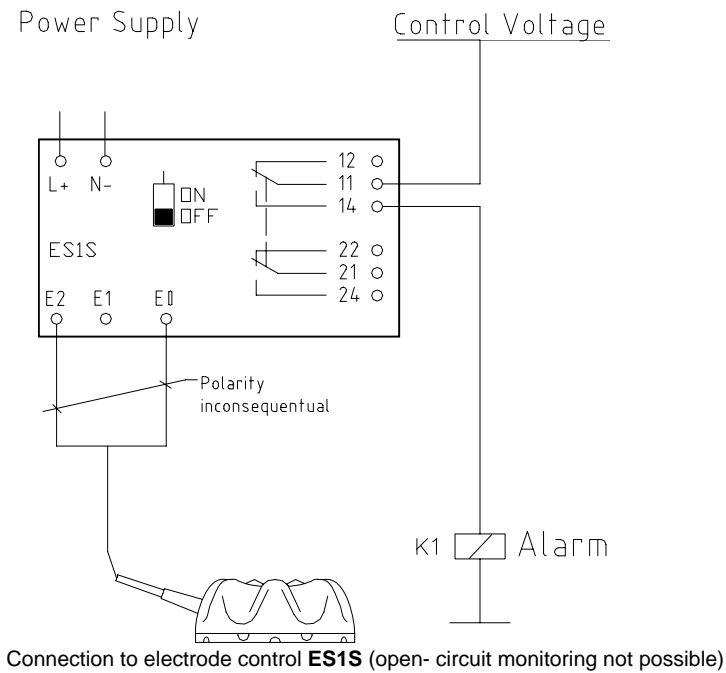


Installation:

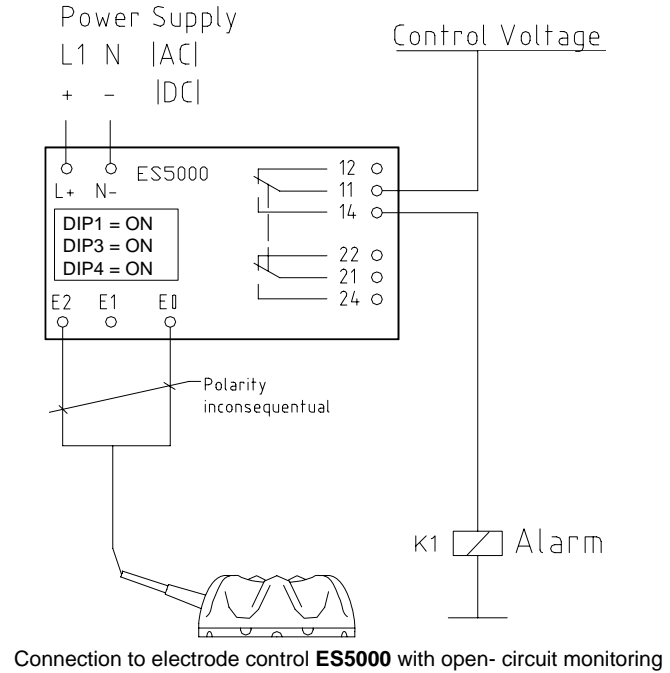
The device is laid flat onto the floor of the area to be monitored with the sensing electrodes at the bottom. It is advisable to secure the device mechanically against inadvertent rotation.



Electrical Connection:



Connection to electrode control **ES1S** (open-circuit monitoring not possible)



Connection to electrode control **ES5000** with open-circuit monitoring